

Generating multivariate time series with COmmon Source Coordinated GAN (COSCI-GAN)

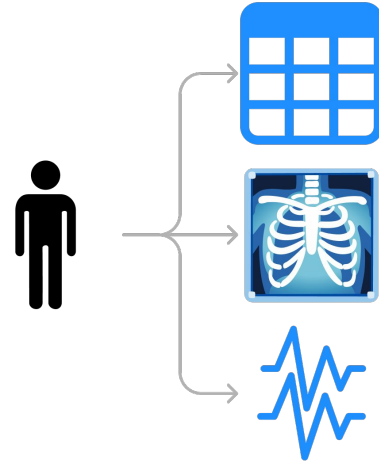


Ali Seyfi, Jean-Francois Rajotte, Raymond Ng

Neurips 2022

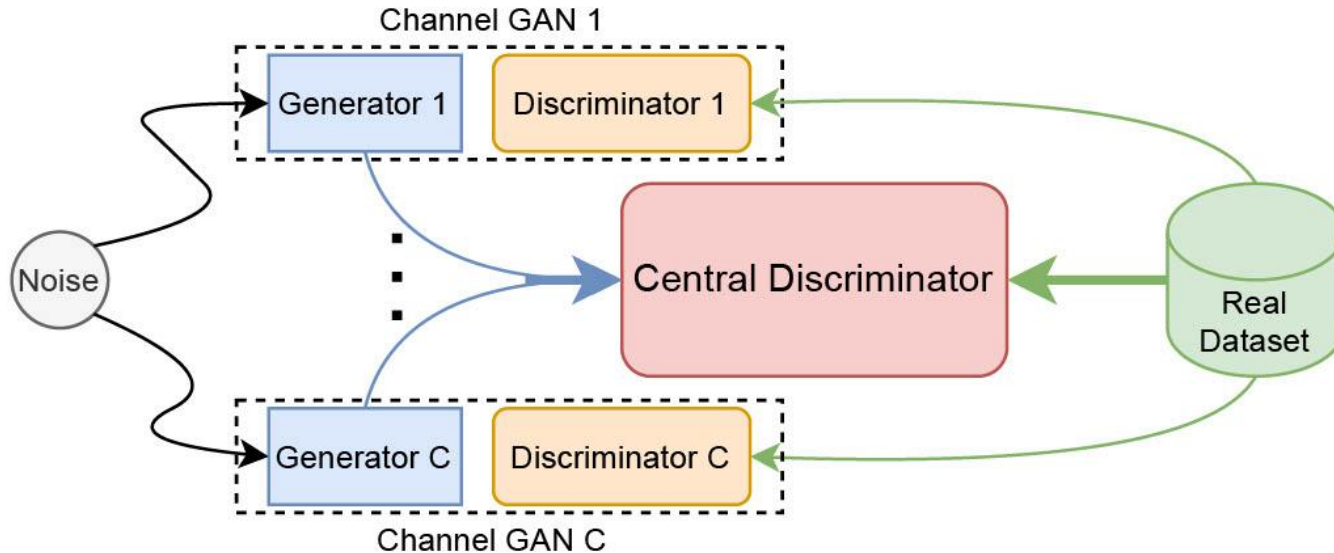
Why do we need COSCI-GAN?

- Various medical data coming from same patient:
 - Electronic Health Record (EHR)
 - Medical Imaging (MRI, CT, X-ray, etc.)
 - Multivariate time series (EEG, ECG, etc.)
- Challenge of Data Scarcity due to privacy
 - Data Augmentation
- Poor performance of current State-of-the-art methods in synthesizing MTS



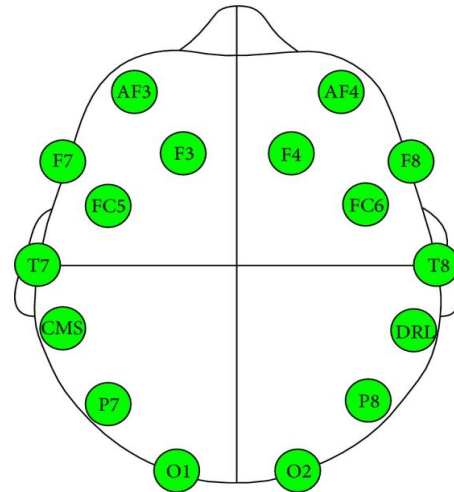
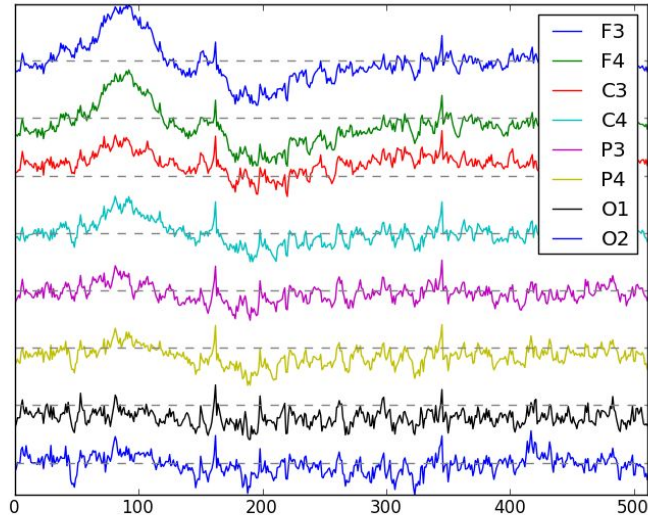
COmmon Source Coordinated GAN (COSCI-GAN)

- Aims to preserve inter-channel/feature correlation.
- Assign a **Generator** for **each feature/channel** and add a **Central Discriminator** in the end.



EEG Eye State Dataset

- 14 channels
- Label indicates the eye state (Open or Close)



Classification experiment : Eye Blink Detection

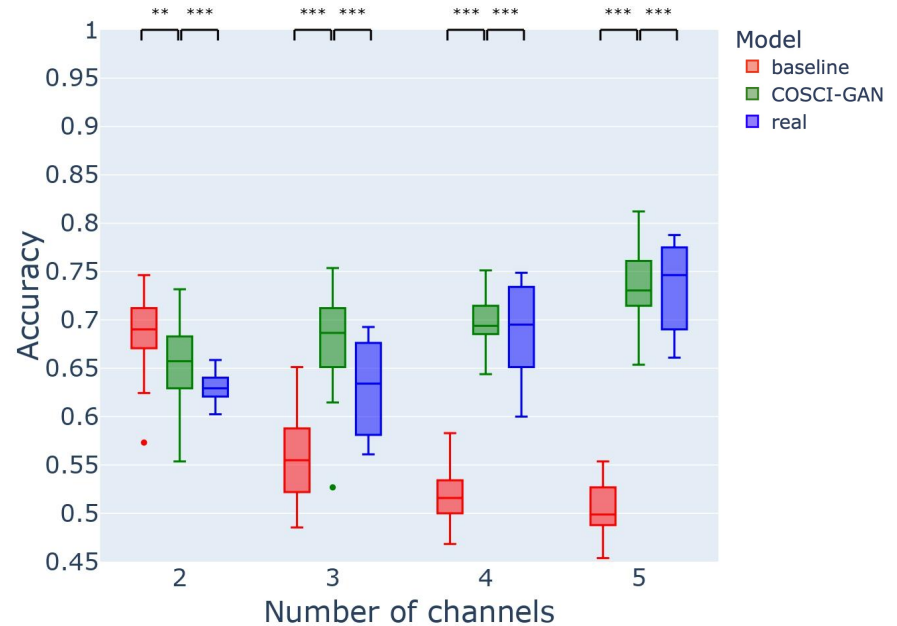


- Compare COSCI-GAN against a baseline method
 - Baseline method : An LSTM-based GAN generating all channels together

- All-Synthetic Experiment
 - Using only synthetic data to train the classifier, test on real dataset

Synthetic Data could be as good as Real Data

- As we increase the number of channels:
 - Accuracy of real data ↑
 - Accuracy of baseline ↓
 - Accuracy of COSCI-GAN ↑



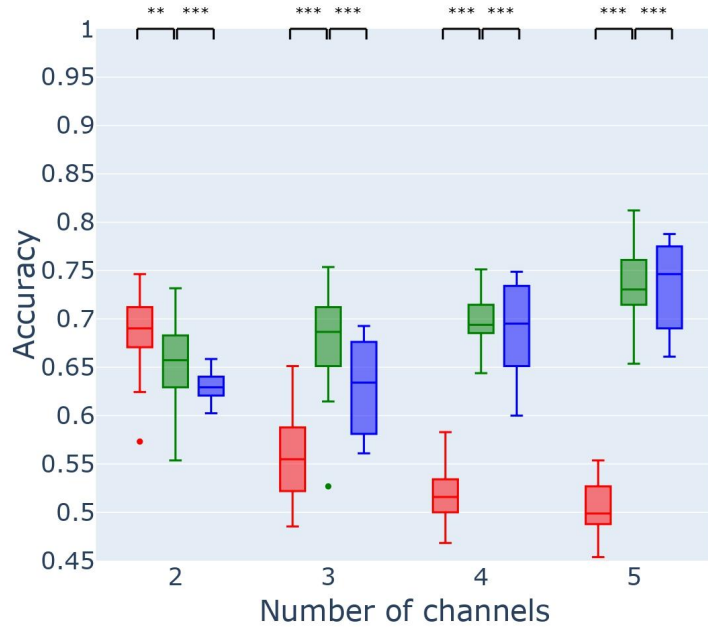
All-Synthetic Experiment

Classification experiment : Eye Blink Detection

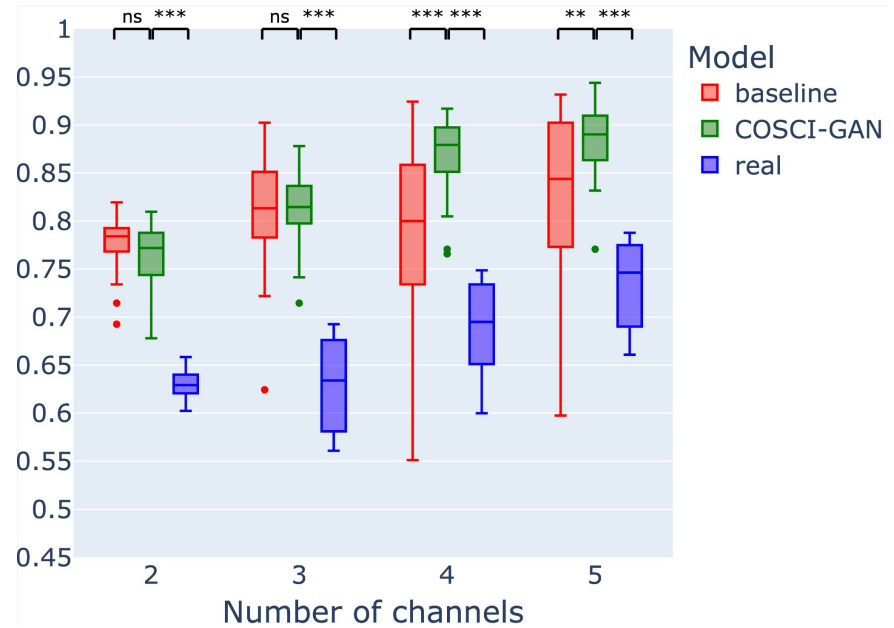


- Compare COSCI-GAN against a baseline method
 - Baseline method : An LSTM-based GAN generating all channels together
- All-Synthetic Experiment
 - Using only synthetic data to train the classifier, test on real dataset
- Augmentation Experiment
 - Augment the real dataset with an equal number of synthetic training samples
 - Will that increase the accuracy of the classifier?

Robustness of COSCI-GAN



All-Synthetic Experiment



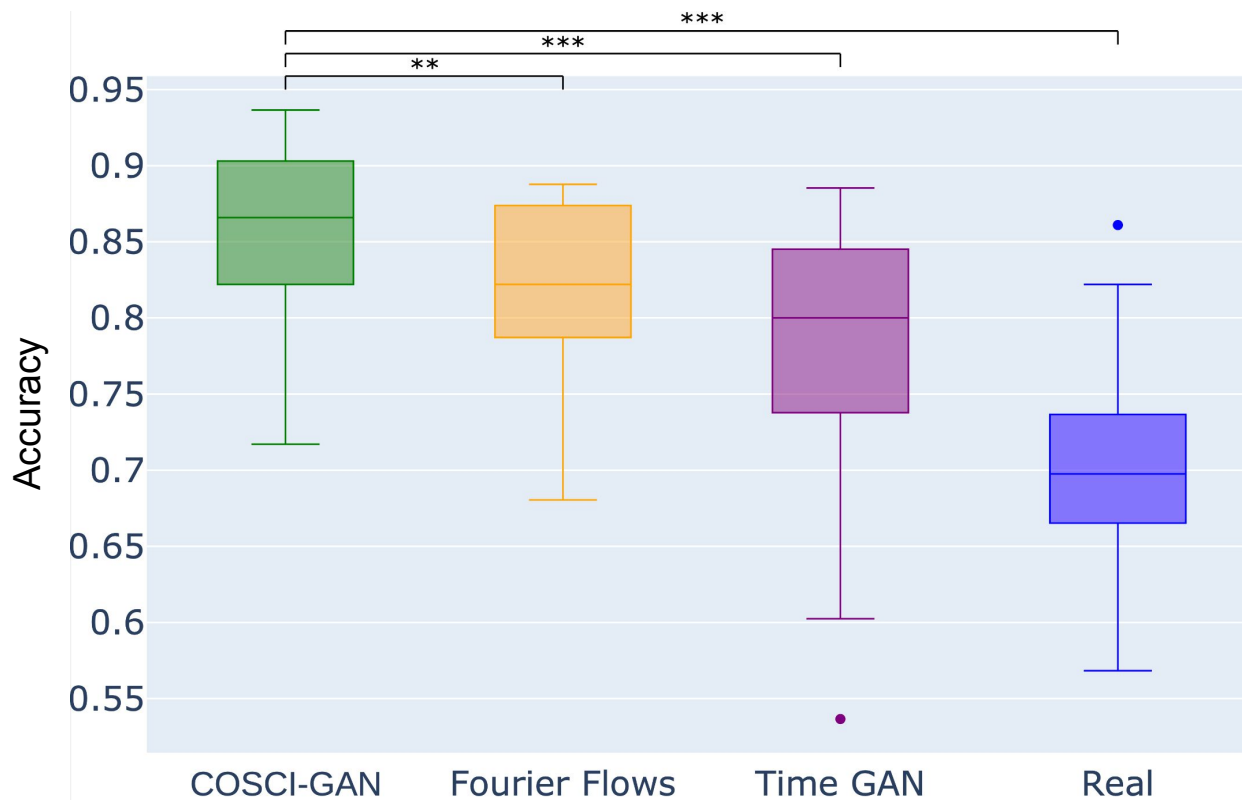
Augmentation Experiment

Comparing with State-of-the-art (SOTA) Methods

- Compare COSCI-GAN with:
 - TimeGAN, Yoon et al., NeurIPS 2019
 - Fourier Flows, Alaa et al., ICLR 2021 (Non-GAN method)
 - Use their code to generate EEG synthetic data
 - Repeat Augmentation experiment



COSCI-GAN is significantly better than SOTA in Augmentation



Conclusion

- COSCI-GAN
 - Designed to be well suited for generating MTS from a common source
 - Have a Central Discriminator to preserve inter-channel correlation
- Synthetic EEG MTS, COSCI-GAN vs SOTA
 - Better correlation
 - Better classification utility
- Future Directions:
 - Parallelize COSCI-GAN to speed up the training procedure
 - Implement COSCI-GAN with modern architectures such as transformers

